RoHS

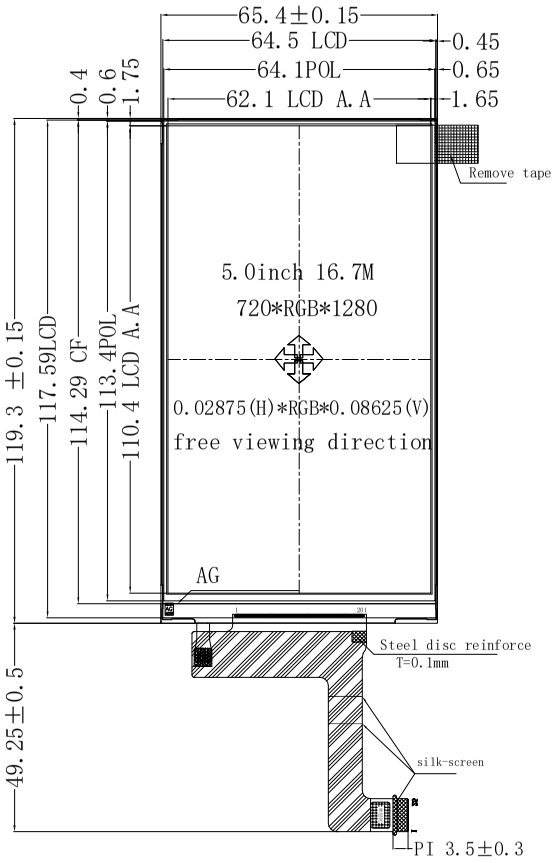

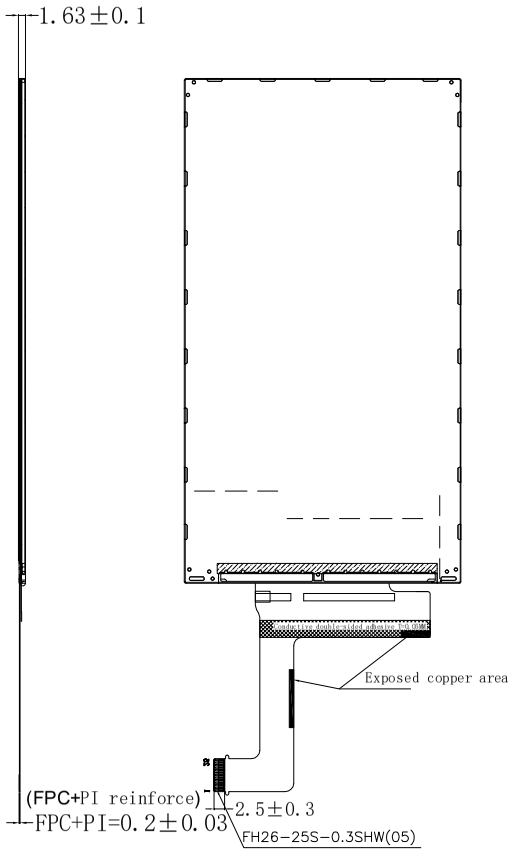

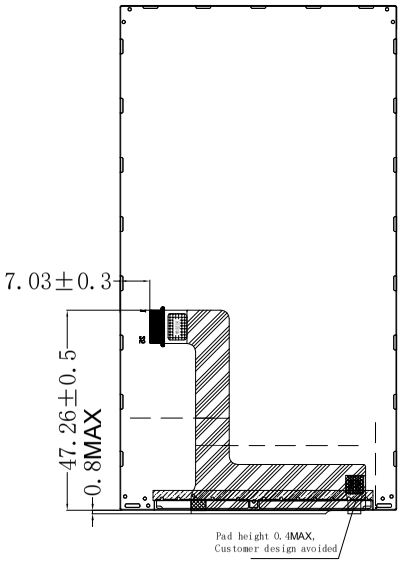

FPC Bend diagram

FPC Bend shipment

1	LEDA
2	LEDK
3	LEDK
4	VCC2.8V
5	LRSTB
6	+5V
7	-5V
8	IOVCC1.8V
9	GND
10	GND
11	TDN0
12	TDP0
13	GND
14	TDN1
15	TDP1
16	GND
17	TCN
18	TCP
19	GND
20	TDN2
21	TDP2
22	GND
23	TDN3
24	TDP3
25	GND

Note:
1. MIPI uses the VIDEO mode
2. IC without RAM
3. Fixed four channel

12PCS WHITE LED;IF =40mA,VF=18.2V TYP
LED CIRCUIT DIAGRAM:

LCD type	5.0"TFT, Transmissive, Normally black, IPS
Resolution	720(RGB)*1280
View direction	ALL 0'clock
Driver IC	ST7703
Color Depth	16.7M
Interface Types	MIPI
Operating voltage	2.8V
TP/Lens	Without
Backlight LEDs	12LEDs,40mA,18.2V
Surface luminance	500typ(cd/m2)
Operating temperature	-20 ℃~70 ℃
Storage temperature	-30 ℃~80 ℃
Storage Humidity	60℃ 90% max

"☞" Need to pay attention to the key size with *

东莞市一众显示科技有限公司
DONG GUAN TEAM SOURCE DISPLAY TECH. CO, LTD.

版本(Version)	变更记录(Change History)	日期(Date)
A0	New issue	2019.07.22
A1	Change structure	2019.07.23
A2		

视 角 (View):		比例(Proportion):	1 : 1		
单 位 (Unit):	M M	Unnoted tolerance	±0.2		
产品型号 (Product Type):	TST050HDBS-42				
版 本 (Version):	A1				

设 计 (DESIGN)	审 核 (AUDITING)	批 准 (APPROVED)
Bill 2019.07.22	Aron 2019.07.22	